



# RECYCLE YOUR ACCEPTABLE UWR TIMBERS INTO NEW PRODUCTS

1300 001 306  
www.redirectrecycling.com.au



A Borg company

## WOOD RECOVERY INITIATIVE

### Save Money & the Environment

reDirect Recycling has been established to provide a closed loop wood recycling service. This service is affordable, efficient & completes a single source wood recovery solution.

We accept wood waste from applications such as particleboard & timber offcuts, frame & truss offcuts as well as pallets & crates. Please refer to our Acceptable & Unacceptable UWR Inputs.

#### DROP OFF

Bring your wood waste to one of our Facilities:

- 21-25 Dunheved Circuit, St Marys
- 3B Williamson St, Ingleburn

#### ON SITE BIN

Our bin sizes are 2.2m<sup>3</sup>, 15-20m<sup>3</sup> & 25-30m<sup>3</sup>. We also offer flatbed truck collections.

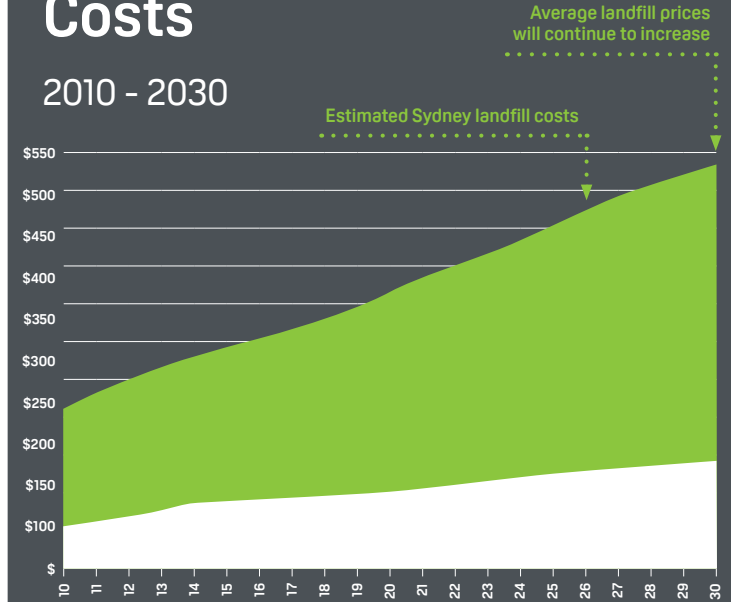
By reclaiming materials that would otherwise go to landfill, you're reducing waste & preserving plantation forests, promoting sustainable materials while helping protect the environment for future generations.

For more information scan the QR code on the right or visit our website [www.redirectrecycling.com.au](http://www.redirectrecycling.com.au)



## Sydney Landfill Costs


2010 - 2030



Source: reDirect Recycling landfill cost per tonne, historic and projected 2010- 2030  
\*25-30 incline without data



# CREATING A COMPLETE & SUSTAINABLE LOOP



A Borg company

## Particleboard Waste PROCESS FLOW

1 Bins are supplied to your site. Once full they're serviced via reDirect Recycling trucks.

1



2 Waste is taken to a reDirect Recycling Material Recovery Facility for processing.

2



3 Waste is sorted & processed efficiently using machinery.

3



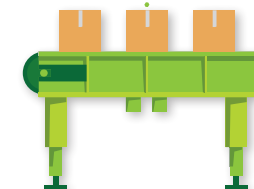

4 Waste material is extracted & re-purposed.

4



5 The re-purposed material is manufactured into new & saleable products.

5



## ACCEPTABLE UWR INPUTS

Recovered Urban Wood Quality Control Plan



### Particleboard and Timber Offcuts



Raw and melamine coated edged particleboard offcuts

Laminated particleboard offcuts and genuine veneer particleboard

Raw and genuine veneer plywood offcuts

Formply offcuts

### Frame and Truss Offcuts



Bluepine (H2F) softwood offcuts and dockings. Preservative code number indicates type of preservative used. Blue colour and H2F indicates envelope treatment

Glulam and LVL offcuts

Untreated/unused, sawn timber softwood & hardwood offcuts, timber shavings

### Pallets and Crates



End of life pallets and dunnage

With light particleboard &/or EWP blocks

With plywood blocks




Heat treated

MB fumigated

Pallets and crates made from sawn timber and/or composite and plywood components

## UNACCEPTABLE UWR INPUTS

Recovered Urban Wood Quality Control Plan



MDF and sawdust

Hardboard/masonite, painted or unpainted

Window frames & doors



Demolition timber

CHEP and LOSCAM

Plastic wrap & fixed plastic pieces



Koppers logs, garden lattice and landscape/fencing timber



Mouldy, rotting, dark or contaminated pallets and timber

For more information scan the QR code on the right or visit our website [www.redirectrecycling.com.au](http://www.redirectrecycling.com.au)

Wood Waste Collection & Drop-Off Facilities  
Monday to Friday 6.00am - 4.00pm

21-25 Dunheved Circuit, St Marys, NSW 2760  
3B Williamson Road, Ingleburn, NSW 2565



reDirect  
Recycling  
Website